

ARBEIDSBESKRIVELSE - ANALYSE FEMININ FORM

Fyll inn relevant informasjon.

Navn:

Dato:

KROPPSTYPE

KROPPSFASONG



ECTOMORPH



MESOMORPH



ENDOMORPH



TIMEGLASS



OVAL



TREKANT



OMVENDT TREKANT



REKTANGEL

NAKKE

SKULDRE

PROFIL



KORT



LANG



BRED



SMAL



RETT



KONVEKS



KONKAV

ANSIKTSFORM



OVAL



RUND



FIRKANTET



AVLANG



TREKANT




OMVENDT TREKANT



DIAMANT

TEKSTUR














TETHET







TYKKELSE







PORØSITET

- MOTSTANDSDYKTIG
- NORMAL
- EKSTREM ABSORBERENDE

ELASTISITET

- GOD
- SVAK

VEKSTMØNSTER

- VIRVEL (LUGG) / WIDOW'S PEAK
- VIRVEL (FRONT/KRONE) / COWLICK
- VIRVEL (NAKKE/KRONE) / WHORL

KLESSTIL

- CASUAL
- NATURLIG
- KLASSISK
- ROMANTISK
- TRENDY
- DRAMATISK

FARGETONE

VARM

NØYTRAL

KALD

- | | | | |
|------|--------------------------|--------------------------|--------------------------|
| ØYNE | <input type="checkbox"/> | <input type="checkbox"/> | <input type="checkbox"/> |
| HUD | <input type="checkbox"/> | <input type="checkbox"/> | <input type="checkbox"/> |
| HÅR | <input type="checkbox"/> | <input type="checkbox"/> | <input type="checkbox"/> |

FARGE NIVÅ/NYANSE:

GRÅPROSENT:

NOTATER: